

# GUIDED SURGERY

ELEMENT & CONTACT PF 3.5-PF 4.5 / L 6.5-L 12.5, ALL COLLARS



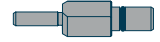
**MONO torque ratchet\***  
Titanium alloy



**MONO guide key\***  
Stainless steel



**Guide sleeve**  
Stainless steel



**Seating instrument for guide sleeves**  
Stainless steel

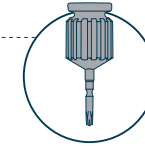
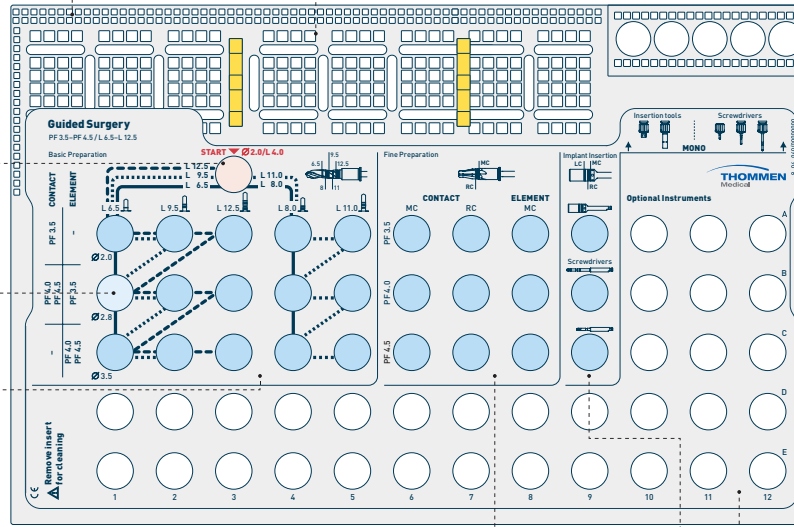
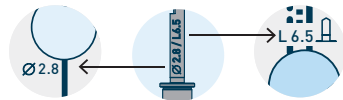
|           |             |
|-----------|-------------|
| Lenght mm | 5.0         |
| Ø 4.8     | 3.04.080 Q4 |

|       |          |
|-------|----------|
| Ø 4.8 | 3.04.100 |
|-------|----------|

**Cassette for guided surgery 1.04.020**

⚠ Specific slots are provided for loading of the instruments. Refer to dental shaft and graphic insert.

Example:



**MONO insertion device\***  
Stainless steel/PEEK

**MONO screwdriver\***  
Stainless steel/PEEK

|          |          |
|----------|----------|
| 3.03.162 | 3.03.163 |
|----------|----------|

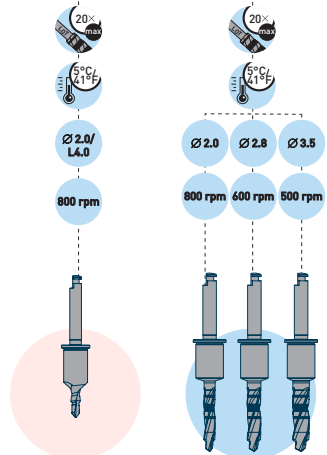
|          |          |          |
|----------|----------|----------|
| 3.03.165 | 3.03.166 | 3.03.167 |
|----------|----------|----------|



⚠ Max. 20 application cycles (surgery, cleaning, sterilization) for cutting instruments. Further application cycles do not guarantee the function of the product anymore.



⚠ Cooling during irrigation, approx 5° C / 41° F.



**Basic preparation initial drill, guided**

|                 |              |
|-----------------|--------------|
| Stainless steel | <b>L 4.0</b> |
| Lenght mm       | 28.5         |
| Ø 2.0           | 3.04.110     |

**Basic preparation VECTOdrill™ pilot drill and twist drills, guided**

|                 |              |              |               |              |               |
|-----------------|--------------|--------------|---------------|--------------|---------------|
| Stainless steel | <b>L 6.5</b> | <b>L 9.5</b> | <b>L 12.5</b> | <b>L 8.0</b> | <b>L 11.0</b> |
| Lenght mm       | 31.5         | 34.5         | 37.5          | 33.0         | 36.0          |
| Ø 2.0           | 3.04.111     | 3.04.113     | 3.04.115      | 3.04.112     | 3.04.114      |
| Ø 2.8           | 3.04.121     | 3.04.123     | 3.04.125      | 3.04.122     | 3.04.124      |
| Ø 3.5           | 3.04.131     | 3.04.133     | 3.04.135      | 3.04.132     | 3.04.134      |

**Fine preparation profile drills, guided**

|                 |                   |                   |                   |
|-----------------|-------------------|-------------------|-------------------|
| Stainless steel | <b>CONTACT MC</b> | <b>CONTACT RC</b> | <b>ELEMENT MC</b> |
| Lenght mm       | 34.0              | 32.5              | 30.5              |
| Ø 3.5           | 3.04.171          | 3.04.161          | 3.04.151          |
| Ø 4.0           | 3.04.172          | 3.04.162          | 3.04.152          |
| Ø 4.5           | 3.04.173          | 3.04.163          | 3.04.153          |

**Implant Insertion adapter, guided**

|                 |                        |                           |                                 |
|-----------------|------------------------|---------------------------|---------------------------------|
| Stainless steel | <b>Adapter, guided</b> | <b>Screwdriver, short</b> | <b>Screwdriver, extra short</b> |
| Lenght mm       | 25.5                   | 22.0                      | 17.0                            |
|                 | 3.04.090               | 3.03.501                  | 3.03.500                        |

**Optional Instruments\***

Along with the clearly designated slots, additional slots are provided that can be loaded as required.

\* Standard instruments [refer to [www.ifu-tm.com/THM61141](http://www.ifu-tm.com/THM61141)]